



## Class 4 Home learning LOCKDOWN PLAN – W/c 1<sup>st</sup> March 2021




Good morning everyone! ☺ Thank you for continuing to support your children's learning at home. I understand that it is difficult to work whilst constantly being pestered. All we can do is try our best as parents to support them.

Please do not feel guilty when things don't go to plan. There will be good days and bad so any time you can give to your children whilst they are completing the set tasks is hugely appreciated.

This week we have given you a bit more help to get organised. Remember to have fun, do lots of exercise and make time to relax and laugh. Please remember that reading should be done daily. Feel free to complete the daily tasks in any order you wish and let the children tick off the activities as they complete them. **DO WHAT YOU CAN BUT DON'T FEEL GUILTY IF YOU DON'T COMPLETE EVERY TASK.**

Remember to email photos of completed work to [classfour@stapleford.herts.sch.uk](mailto:classfour@stapleford.herts.sch.uk)

	Monday	Tuesday	Wednesday	Thursday	Friday
<b>Phonics</b> Tasks for the day	<p><b>Reception</b></p> <p>Visit <a href="https://www.phonicsplay.co.uk/resources">https://www.phonicsplay.co.uk/resources</a> - Flashcards speed trial – pick individual graphemes. Select all of the phase 2 sets plus phase 3, sets 6-10.</p> <p>The sound you are learning today is 'ear'. This is a trigraph as 3 letters make 1 sound. Can you think of any words featuring this sound? E.g., beard, fear, near, clear, tear.</p> <p>Watch <a href="https://www.youtube.com/watch?v=EneZ1UubxSA&amp;t=14s">https://www.youtube.com/watch?v=EneZ1UubxSA&amp;t=14s</a> Which items did Geraldine find?</p> <p>Play quick write. An adult says a word and you need to use your knowledge of phonics to sound out and write the word. Remember to use correct letter formation. Aim to write at least 5 words.</p> <p>Suggested words: - year, fear, beard, clear, near, tear, dear, hear, gear</p> <p>Play sentences Phase 3 <a href="https://www.phonicsplay.co.uk/resources/phase/3/sentences-3">https://www.phonicsplay.co.uk/resources/phase/3/sentences-3</a> – Phase 3 – Week 8 – Monday 'ear'.</p> <p>Complete the Real and Nonsense words -ear activity.</p>	<p><b>Reception</b></p> <p>Practise Phase 3 Jolly Phonics. Encourage your child to join in with the song and actions. <a href="https://www.youtube.com/watch?v=ixndECFUblo">https://www.youtube.com/watch?v=ixndECFUblo</a></p> <p>The sound you are learning today is 'air'. Can you think of any words starting with or featuring this sound? E.g., hair, chair, lair, stairs, pair,</p> <p>Watch <a href="https://www.youtube.com/watch?v=NcHIX2xK-A">https://www.youtube.com/watch?v=NcHIX2xK-A</a> Which items did Geraldine find?</p> <p>Practise reading words with the 'air' sound. Visit <a href="https://www.phonicsplay.co.uk/resources/phase/3/buried-treasure">https://www.phonicsplay.co.uk/resources/phase/3/buried-treasure</a> Buried Treasure - Phase 3 – Pick individual graphemes - +air</p> <p>Play sentences Phase 3 <a href="https://www.phonicsplay.co.uk/resources/phase/3/sentences-3">https://www.phonicsplay.co.uk/resources/phase/3/sentences-3</a> – Phase 3 – Week 8 – Tuesday 'air'.</p> <p>Complete the find and writing – air activity.</p>	<p><b>Reception</b></p> <p>Practise reading phase 2 tricky words. Visit <a href="https://www.phonicsplay.co.uk/resources/phase/3/tricky-word-trucks">https://www.phonicsplay.co.uk/resources/phase/3/tricky-word-trucks</a> – Pick individual graphemes – select all of phase 2 plus 'he, she, we, me, be, was, my, you'.</p> <p>Today you will be learning how to read a new tricky word, 'they'. Visit <a href="https://www.phonicsplay.co.uk/resources/phase/3/train-your-brain-ph3">https://www.phonicsplay.co.uk/resources/phase/3/train-your-brain-ph3</a> Phonics Play - Phase 3 – Train your brain – Choose words – they.</p> <p>Remember, you cannot sound out this word. Click 'sound buttons'. What do you think this word says? Now click 'tricky bits'. This will highlight the bit of the word that does not sound like you think it would– 'ey' makes the 'ai' sound.</p> <p>Write 2 sentences using the tricky word 'they'.</p> <p>Play sentences Phase 3 <a href="https://www.phonicsplay.co.uk/resources/phase/3/sentences-3">https://www.phonicsplay.co.uk/resources/phase/3/sentences-3</a> – Phase 3 – Week 8 – Wednesday 'they'.</p>	<p><b>Reception</b></p> <p>Practise Phase 3 Jolly Phonics. Encourage your child to join in with the song and actions. <a href="https://www.youtube.com/watch?v=ixndECFUblo">https://www.youtube.com/watch?v=ixndECFUblo</a></p> <p>The sound you are learning today is 'ure'. Can you think of any words featuring this sound? E.g., cure, pure, secure, manure</p> <p>Watch <a href="https://www.youtube.com/watch?v=YwCzf71fIBA">https://www.youtube.com/watch?v=YwCzf71fIBA</a> Which items did Geraldine find?</p> <p>Play quick write. An adult says a word and you need to use your knowledge of phonics to sound out and write the word. Remember to use correct letter formation. Aim to write at least 5 words.</p> <p>Suggested words: - cure, sure, secure, manure, insure, pure</p> <p>Play sentences Phase 3 <a href="https://www.phonicsplay.co.uk/resources/phase/3/sentences-3">https://www.phonicsplay.co.uk/resources/phase/3/sentences-3</a> – Phase 3 – Week 8 – Thursday 'ure'</p> <p>Read the questions and answer them yes or no.</p> <p>Complete the phoneme spotter activity. Read the text and highlight any words featuring the trigraph 'ure'.</p>	<p><b>Reception</b></p> <p>Visit <a href="https://www.phonicsplay.co.uk/resources">https://www.phonicsplay.co.uk/resources</a> - Flashcards speed trial – pick individual graphemes. Select all of the phase 2 sets plus phase 3, sets 6-10.</p> <p>The sound you are learning today is 'er'. Can you think of any words featuring this sound? E.g., hammer, painter, letter, ladder, summer, farmer, shorter, longer</p> <p>Watch <a href="https://www.youtube.com/watch?v=KK8kUg3454">https://www.youtube.com/watch?v=KK8kUg3454</a> Which items did Geraldine find?</p> <p>Play quick write. An adult says a word and you need to use your knowledge of phonics to sound out and write the word. Remember to use correct letter formation. Aim to write at least 5 words.</p> <p>Suggested words: - hammer, painter, letter, ladder, summer, farmer, shorter, longer</p> <p>Complete the phoneme spotter activity. Read the text and highlight any words featuring the digraph 'er'.</p>
	<p><b>Nursery – Listening Skills</b></p> <p>Choose a place to sit where you can hear different noises, this might be in your garden or by a window. Listen carefully for a few minutes to the sounds you hear. Choose 2 sounds you have heard and draw a picture of what was making the sound.</p>	<p><b>Nursery – Listening Skills</b></p> <p>Play Listening game 4 <a href="https://www.youtube.com/watch?v=4GhEGU0wUc0&amp;t=91s">https://www.youtube.com/watch?v=4GhEGU0wUc0&amp;t=91s</a></p> <p>Listen carefully to the sounds and choose which of the 4 pictures you think made this sound.</p>	<p><b>Nursery – Listening Skills</b></p> <p>Session one of the 'listen and colour' activity. The adult reads the instructions 1 at a time. Encourage your child to listen carefully as they will need to follow each instruction to colour in the picture correctly.</p>	<p><b>Nursery – Listening Skills</b></p> <p>Play Listening game 5 <a href="https://www.youtube.com/watch?v=PiDcUIYncCA&amp;t=83s">https://www.youtube.com/watch?v=PiDcUIYncCA&amp;t=83s</a></p> <p>Listen carefully to the sounds and choose which of the 4 pictures you think made this sound.</p>	<p><b>Nursery – Listening Skills</b></p> <p>Session two of the 'listen and colour' activity. The adult reads the instructions 1 at a time. Remind your child to listen carefully as they will need to follow each instruction to colour in the picture correctly.</p>
<b>Literacy</b> Tasks for the day	<p><b>Reception – Goldilocks</b></p> <p>Access the Oak National Academy website, by clicking the link below or typing Oak National Academy into Google. Select Lessons – subjects – Early Years Foundation Stage – Literacy – Goldilocks and the Three Bears– Lesson 1</p> <p><a href="https://classroom.thenational.academy/lessons/to-listen-to-and-join-in-with-a-story-6mt62r?activity=video&amp;step=1">https://classroom.thenational.academy/lessons/to-listen-to-and-join-in-with-a-story-6mt62r?activity=video&amp;step=1</a></p> <p><b>List possible settings to a story.</b> Think of at least 5 different settings.</p>	<p><b>Reception – Goldilocks</b></p> <p>Access the Oak National Academy website, by clicking the link below or typing Oak National Academy into Google. Select Lessons – subjects – Early Years Foundation Stage – Literacy – Goldilocks and the Three Bears– Lesson 2</p> <p><a href="https://classroom.thenational.academy/lessons/to-map-and-speak-the-story-crr64c?activity=video&amp;step=1">https://classroom.thenational.academy/lessons/to-map-and-speak-the-story-crr64c?activity=video&amp;step=1</a></p> <p><b>Draw your story map.</b></p>	<p><b>Reception – Goldilocks</b></p> <p>Access the Oak National Academy website, by clicking the link below or typing Oak National Academy into Google. Select Lessons – subjects – Early Years Foundation Stage – Literacy – Goldilocks and the Three Bears– Lesson 3</p> <p><a href="https://classroom.thenational.academy/lessons/to-sing-the-story-with-a-focus-on-setting-6mwwkt?activity=video&amp;step=1">https://classroom.thenational.academy/lessons/to-sing-the-story-with-a-focus-on-setting-6mwwkt?activity=video&amp;step=1</a></p> <p><b>Step the story using your story map.</b> Add some actions as you tell the story.</p>	<p><b>Reception – Goldilocks</b></p> <p>Access the Oak National Academy website, by clicking the link below or typing Oak National Academy into Google. Select Lessons – subjects – Early Years Foundation Stage – Literacy – Goldilocks and the Three Bears– Lesson 4</p> <p><a href="https://classroom.thenational.academy/lessons/to-sing-the-story-with-a-focus-on-setting-6rvk6d?activity=video&amp;step=1">https://classroom.thenational.academy/lessons/to-sing-the-story-with-a-focus-on-setting-6rvk6d?activity=video&amp;step=1</a></p> <p><b>Describe the settings in the story: Forest, Kitchen, Living room, Bedroom.</b> Think of 3 words to describe each setting.</p>	<p><b>Reception – Goldilocks</b></p> <p>Access the Oak National Academy website, by clicking the link below or typing Oak National Academy into Google. Select Lessons – subjects – Early Years Foundation Stage – Literacy – Goldilocks and the Three Bears– Lesson 5</p> <p><a href="https://classroom.thenational.academy/lessons/to-draw-and-label-settings-68vp8c?activity=video&amp;step=1">https://classroom.thenational.academy/lessons/to-draw-and-label-settings-68vp8c?activity=video&amp;step=1</a></p> <p><b>Draw and label a setting.</b> Draw a detailed picture of one of the settings in the story. Label at least 5 things in your picture.</p>

<p align="center"><b>Nursery – Reading and Writing</b>  <b>Key focus for this week – Pencil control and name writing</b>  Read daily with your child, be it a story book or an interactive story on the internet.  When reading, discuss the characters, settings and key events. Encourage your child to discuss what they like and dislike about certain stories.  Debbie and Friends on YouTube provide interactive song adaptations of traditional tales that we listen to in class which the children enjoy.  Practise pencil control by drawing, tracing and writing your name.</p>					
<b>Maths</b>  Tasks for the day	<p align="center"><b>Reception - White Rose Maths</b></p> <p>Access the white rose maths website, by clicking on the link below or typing in White Rose Maths into google.</p> <p><a href="https://whiterosemaths.com/homelearning/early-years/building-9-10-week-3/">https://whiterosemaths.com/homelearning/early-years/building-9-10-week-3/</a></p> <p>Find your group (Early Years) and access 'Building 9&amp;10– Week 3'. Watch session 1 then complete the activity.</p> <p>If you need to recap the names of these 2D shapes, watch this video: <a href="https://www.youtube.com/watch?v=2cg-Uc556-Q">https://www.youtube.com/watch?v=2cg-Uc556-Q</a></p> <p>Complete the activity sheet. For a challenge, see if each shape slides and stacks. If the answer is yes, colour the happy face, if the answer is no, colour the sad face.</p> <p>The activities to be completed at home will be emailed.</p>	<p align="center"><b>Reception - White Rose Maths</b></p> <p>Access the white rose maths website, by clicking on the link below or typing in White Rose Maths into google.</p> <p><a href="https://whiterosemaths.com/homelearning/early-years/building-9-10-week-3/">https://whiterosemaths.com/homelearning/early-years/building-9-10-week-3/</a></p> <p>Find your group (Early Years) and access 'Building 9&amp;10– Week 3'. Watch session 2 then complete the activity.</p> <p>The activities to be completed at home will be emailed.</p>	<p align="center"><b>Reception - White Rose Maths</b></p> <p>Access the white rose maths website, by clicking on the link below or typing in White Rose Maths into google.</p> <p><a href="https://whiterosemaths.com/homelearning/early-years/building-9-10-week-3/">https://whiterosemaths.com/homelearning/early-years/building-9-10-week-3/</a></p> <p>Find your group (Early Years) and access 'Building 9&amp;10– Week 3'. Watch session 3 then complete the activity.</p> <p>You could make your pattern in paint or playdough. If you don't have these, you can find simple playdough recipes online or you can draw around the faces of the shapes.</p> <p>The activities to be completed at home will be emailed.</p>	<p align="center"><b>Reception - White Rose Maths</b></p> <p>Access the white rose maths website, by clicking on the link below or typing in White Rose Maths into google.</p> <p><a href="https://whiterosemaths.com/homelearning/early-years/building-9-10-week-3/">https://whiterosemaths.com/homelearning/early-years/building-9-10-week-3/</a></p> <p>Find your group (Early Years) and access 'Building 9&amp;10– Week 3'. Watch session 4 then complete the activity.</p> <p>Now have a go at completing the 3D shape pattern. Cut out the shapes and use them to complete the pattern.</p> <p>The activities to be completed at home will be emailed.</p>	<p align="center"><b>Reception - White Rose Maths</b></p> <p>Access the white rose maths website, by clicking on the link below or typing in White Rose Maths into google.</p> <p><a href="https://whiterosemaths.com/homelearning/early-years/building-9-10-week-3/">https://whiterosemaths.com/homelearning/early-years/building-9-10-week-3/</a></p> <p>Find your group (Early Years) and access 'Building 9&amp;10– Week 3'. Watch session 5 then complete the activity.</p> <p>The activities to be completed at home will be emailed.</p>
	<p align="center"><b>Nursery – Numbers</b></p> <p>Work through the Gingerbread Man PowerPoint. Count the buttons and click on the correct numeral. Your child may need support with recognising the numerals, this is to be expected.</p> <p>Now visit Topmarks: <a href="https://www.topmarks.co.uk/learning-to-count/gingerbread-man-game">https://www.topmarks.co.uk/learning-to-count/gingerbread-man-game</a> and select 'Matching' then '1-5'. Count how many buttons are on each Gingerbread Man and place him on the correct tray.</p>	<p align="center"><b>Nursery – Numbers</b></p> <p>For this lesson you will need 5 pots/bowls and some small objects to count, such as marbles or pencils.</p> <p>Number each of the pots 1-5. Mix the numbered pots up so they are not in the correct order. Now count the correct number of objects into each bowl.</p> 	<p align="center"><b>Nursery – Numbers</b></p> <p>Watch the Pre-recorded lesson video, this will be uploaded onto Google Classroom.</p> <p>Now have a go at the activity choose a number between 1-5. Look around your house for different things you could use to represent this number. Try this with different numbers between 1-5.</p>	<p align="center"><b>Nursery – Numbers</b></p> <p>Work through the PowerPoint and look at the pictures showing different representations of the numbers. For a challenge, look at the demonstration of number formation and practise writing the numbers.</p> <p>Now complete the activity. Cut out the pictures and match them to the numeral they represent.</p>	<p align="center"><b>Nursery – Numbers</b></p> <p>Match the car to the correct parking space by parking each car in the space with the corresponding number of dots.</p> <p>You could make your own car park, like in the photo by numbering the cars and adding dots to the parking spaces, or you could cut out the cars in the activity provided.</p> 
<b>Other tasks for the day</b>	<p>Practise some letter formation sheets.  Daily Reading - <a href="https://www.oxfordowl.co.uk/for-home/find-a-book/library-page/">https://www.oxfordowl.co.uk/for-home/find-a-book/library-page/</a>  Daily exercise</p>	<p><b>Understanding the World Activity.</b>  Learning about habitats. Watch the Discovery Education video to learn how animals adapt to their habitat. <a href="https://www.youtube.com/watch?v=ZrSWYE37MJs">https://www.youtube.com/watch?v=ZrSWYE37MJs</a></p> <p>You are now going to focus on 2 different habitats. Woodland and Ocean. Think about these environments, what animals could live there? What might they eat? Where will there find their shelter?</p> <p>Complete the sorting activity. Cut out the animals and sort them into their correct habitat. Think about why they live in this habitat and not somewhere else.</p> <p>Daily Reading - <a href="https://www.oxfordowl.co.uk/for-home/find-a-book/library-page/">https://www.oxfordowl.co.uk/for-home/find-a-book/library-page/</a></p>	<p>Practise Phonics Flashcards.  Daily Reading - <a href="https://www.oxfordowl.co.uk/for-home/find-a-book/library-page/">https://www.oxfordowl.co.uk/for-home/find-a-book/library-page/</a></p> <p align="center"><b>10am – Virtual PE session with Mr Clemo</b></p>	<p><b>Expressive Art and Design Activity.</b>  Choose one of the habitats you have learnt about this week, woodland or ocean. Create your own habitat. You could draw a picture of the habitat or use things from around your house to create a scene, like in the picture.</p>  <p>Daily Reading - <a href="https://www.oxfordowl.co.uk/for-home/find-a-book/library-page/">https://www.oxfordowl.co.uk/for-home/find-a-book/library-page/</a></p> <p align="center"><b>9.30am – Virtual Philosophy4Children session with Mrs Wilson</b></p>	<p>Practise Phonics Flashcards.  Daily Reading - <a href="https://www.oxfordowl.co.uk/for-home/find-a-book/library-page/">https://www.oxfordowl.co.uk/for-home/find-a-book/library-page/</a></p> <p align="center"><b>10am – Virtual PE session with Mr Clemo</b></p>