



## CLASS 3 Weekly timetable – Summer term Week 1 w/c 20/04/20


Good morning everyone! ☺ Thank you for continuing to support your children's learning at home. I understand that it is difficult to work whilst constantly being pestered. All we can do is try our best as parents to support them. Please do not feel guilty when things don't go to plan. There will be good days and bad so any time you can give to your children whilst they are completing the set tasks is hugely appreciated. This week we have given you a bit more help to get organised. Remember to have fun, do lots of exercise and make time to relax and laugh. Please remember that reading should be done daily. Feel free to complete the daily tasks in any order you wish and let the children tick off the activities as they complete them. **DO WHAT YOU CAN BUT DON'T FEEL GUILTY IF YOU DON'T COMPLETE EVERY TASK.**

	Monday 20 <sup>th</sup> April	Tuesday 21 <sup>st</sup> April	Wednesday 22 <sup>nd</sup> April	Thursday 23 <sup>rd</sup> April	Friday 24 <sup>th</sup> April						
<b>Literacy</b>  Tasks for the day	<p><b>Reading:</b> Read several pages of your school reading book and a free choice book with an adult.</p> <p>Answer these questions in your book:  <i>What words can you use to describe the main character?</i>  <i>Where is the story set?</i>  <i>What do you predict will happen next?</i>  <i>Why?</i></p> <input type="checkbox"/>	<p><b>Handwriting and spelling:</b>            Write each of these words at least 3 times in your neatest handwriting: was, there, you, is.</p> <p>Include these words when writing your poem (remember that poems do not always have to rhyme!)</p> <input type="checkbox"/>	<p><b>Literacy:</b>            Re-read a story of your choice to build up fluency. Then begin to write your own story based on the storyline of your chosen story but change the events and characters. <i>For example: The Three Little Pigs could be The Three Little Cats.</i></p> <p><i>Please see below: How to write a good story.</i></p>	<p><b>Literacy: continue on from Wednesday</b>            You could plan your story and then include a beginning, middle and end. Your story will need a setting and a problem. Do not forget to include punctuation when writing. You could plan your story and then include a beginning, middle and end. Your story will need a setting and a problem. Do not forget to include punctuation when writing. You could challenge yourself by adding conjunctions to your sentences.  <i>Conjunctions = and, but, because, when, if &amp; that.</i></p>	<p><b>Literacy: continue on from Thursday.</b>            You could plan your story and then include a beginning, middle and end. Your story will need a setting and a problem. Do not forget to include punctuation when writing. You could challenge yourself by adding conjunctions to your sentences.  <i>Conjunctions = and, but, because, when, if &amp; that.</i></p>						
<b>Maths</b>  Tasks for the day	<p>Work with numbers to 20 and sort them into two groups of odd and even numbers. Discuss the features of odd numbers (<i>unable to half them equally</i>) and even numbers (<i>divisible by 2</i>). <i>You could challenge yourself by continuing with numbers to 30, 50, 100 etc! Or if you are struggling to work with numbers to 10 and discuss the patterns that you notice.</i></p> <table border="1"> <thead> <tr> <th>ODD</th> <th>EVEN</th> </tr> </thead> <tbody> <tr> <td>1</td> <td>2</td> </tr> <tr> <td>3</td> <td>4</td> </tr> </tbody> </table>	ODD	EVEN	1	2	3	4	<p>Using your notebooks find and record as many ways as you can to make 33p.</p> <p>Find and record as many ways as you can to make 29p.</p> <p>Find and record as many ways as you can to make 90p.</p> <p>Extension:            Find and record as many ways as you can to make £1.45</p> <p>Find and record as many ways as you can to make £3.87</p> <p>Find and record as many ways as you can to make £8.56</p> <input type="checkbox"/>	<p>Write as many <b>subtraction</b> number sentences including numbers from 0 – 20 and see if you can answer them correctly.  <math>11 - 8 = 3</math></p> <p>Don't forget that you can use the 'think 10' method to help you! You could also draw tens frames or cherry models to help your calculations.</p> <p><b>Times Tables:</b> Practise your 2x, 5x, 10x tables and ask a grown up to test you!</p>	<p>Using your notebook work out what are the least amount of coins needed to make 87p?</p> <p>What are the least amount of coins needed to make £1.10p?</p>	<p>Write as many <b>subtraction</b> number sentences including numbers from 20– 40 and see if you can answer them correctly.</p> <p><math>22 - 8 = 14</math></p>
ODD	EVEN										
1	2										
3	4										
<b>Other tasks for the day</b>	<p><b>History Task</b>            In History, we have been looking at the history of significant others. Do some research on our Nurses Florence Nightingale and Mary Seacole. What interesting facts can you find?            +            Daily reading (30 minutes)            Daily exercise (30 minutes)</p> <input type="checkbox"/>	<p><b>Art Task</b>            In Art, we would have been learning about the artist, Vincent van Gogh so have a look at his biography and his famous artwork.</p> <p><a href="http://www.sothebys.com/en/articles/21-facts-about-vincent-van-gogh">www.sothebys.com/en/articles/21-facts-about-vincent-van-gogh</a>            +            Daily reading (30 minutes)            Daily exercise (30 minutes)</p> <input type="checkbox"/>	<p><b>Science Task</b>            Pick a room at home and make a list of all of the everyday materials that you can see and find.</p> <p>+            Daily reading (30 minutes)            Daily exercise (30 minutes)</p> <input type="checkbox"/>	<p><b>RE Task</b>            Write down and draw pictures to show how you celebrated Easter!</p> <p>+            Daily reading (30 minutes)            Daily exercise (30 minutes)</p> <input type="checkbox"/>	<p><b>Geography Task</b>            Go online and find a map of the United Kingdom and have a look for the capital cities. What information can find? make brief notes.  <b>Challenge:</b> Ask a parent to test you on the capital cities of Scotland, England, Wales and Northern Ireland.</p> <p>+            Daily reading (30 minutes)            Daily exercise (30 minutes)</p> <input type="checkbox"/>						


Remember to email photos of completed work to [classthree@stapleford.herts.sch.uk](mailto:classthree@stapleford.herts.sch.uk)

# How to Write a Good Story

**Characters**  
Who are the characters in your story?



**Setting**  
Where is your story set? Is it in a forest, a town, in the park or somewhere else?



**Opening**  
Introduce the characters and the location of the story.

**Build-Up**  
Begin to write about what is happening at the start of your story. Don't forget to use the characters you introduced at the beginning of your story.

**Dilemma**  
Write about a problem that is happening in your story. What is it that has gone wrong?

**Resolution**  
Write about how the problem will be fixed. Think about how the characters might work together to solve whatever has gone wrong.


**Closing**  
Bring everything in the story to an end and make sure the problem has been fixed.

**Choose a characteristic...**



**What will your character be like?**

**Choose a Setting...**



**Where will your story be set?**

**Choose when...**



**When will your story be set?**

**Choose a prop...**



**What else will be in your story?**

**Choose a keyword...**



**What will be the keyword in your story?**